

NEW

BELT ALIGNMENT

AL10

- EASY TO USE
- DOUBLE LASER
- UNIVERSAL INSTALLATION

QUICK AND ACCURATE SOLUTION FOR BELT ALIGNMENT

The new alignment **AL10** uses two laser transmitters for the projection of a two laser lines. The pulley grooves are used as a reference. These generated lines indicate the alignment of the transmission quickly and correctly.

WHY ALIGN?

- Increase the machine life
- Increase efficiency and productivity
- Reduces transmission wear
- Reduces energy losses



QUICK UNIVERSAL MOUNTING

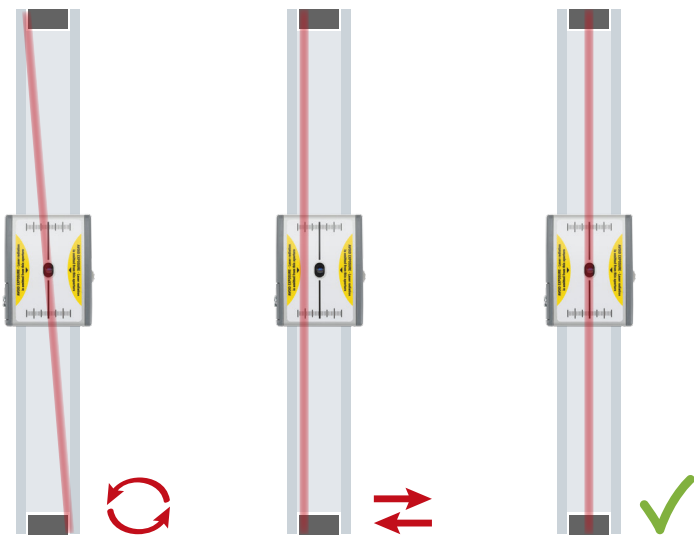
Each unit is positioned on the pulley by a strong magnet and spring clips that are centered in the pulley grooves.

ALIGNMENT PROCESS

The two laser units generate a line on the opposite unit. When the pulleys are correctly aligned, the lines coincide with the references centering on both units. The dual laser alignment provides greater precision and speed than single laser systems. If the belt transmission is misaligned, the line deviates from the center.

TYPES OF MISALIGNMENT

It is very important that the pulleys are mounted correctly on the shafts and that the shafts are straight before starting the alignment process. The oscillating or deformed sheaves severely influence the quality of the alignment. The types of misalignment are described below:



Angular misalignment



The shaft of the driving machine and the shaft of the driven are not horizontal. The laser beam is projected onto the opposite head with a certain angle of inclination.

Parallel misalignment





The shafts are parallel, but the pulleys are on different planes. The laser beam is projected on the opposite head in a parallel but with a deviation in the horizontal plane.

Correct alignment



The shaft of the driving machine and the shaft of the driven are parallel and stand on the same level. The laser beam is projected on the opposite head, it is parallel and centered correctly.

FEATURES



ACCESSORI STANDARD

- No. 2 Line-Laser sensors with magnetic base
- No. 2 Set of universal supports V-guide
- No. 4 Batteries LR03 1,5V (AAA)
- Calibration certificate
- Instruction manual
- Carrying bag

OPTIONAL ACCESSORIES

- kit for toothed pulleys



TECHNICAL SPECIFICATION

Housing material	■ Aluminum
Dimensions head units	■ 61 x 77 x 61 mm
Weight	■ 300 g/unità
Battery type	■ 2x LR03 (AAA) 1,5V per unit
Operating time	■ 20 hrs continuous operation
Measuring distance	■ 50 mm – 6000 mm
Measuring accuracy	■ better than 0.5 mm or 0.2 degrees
Pulley diameter range	■ from 75 mm and larger (standard)
Pulley belt groove width	■ 6 mm - 40 mm (standard)
Laser class 2	■ output power: <1 mW
Laser wavelength	■ 600 - 650 nm



CEMB
BALANCING MACHINES

CEMB S.p.A.
Via Risorgimento, 9
23826 MANDELLO DEL LARIO (LC) Italy
www.cemb.com



Vibration analysis division:
phone +39 0341 706111
fax +39 0341 706299
e-mail: stm@cemb.com

All the data and features mentioned in this catalogue are purely for information and do not constitute any commitment on the part of our company, which reserves the right to make any and all alterations it may consider suitable without notice.