
Panel Mounting Digital Indicator

Model : GL - 2L

WISE®

Advantages

- Accepts Current or Multi (Current RTD, Voltage, Thermocouple and mV/V) inputs.
- Analog output signals : 4~20mA, DC
- Display ranges : 4 digit -1999~9999
- Built-in transmitter power supply 24V DC
- Red LED display unit

Applications

a wide of range application for industrial and commercial application where the visual reading of the field instruments and monitoring



GL-2L

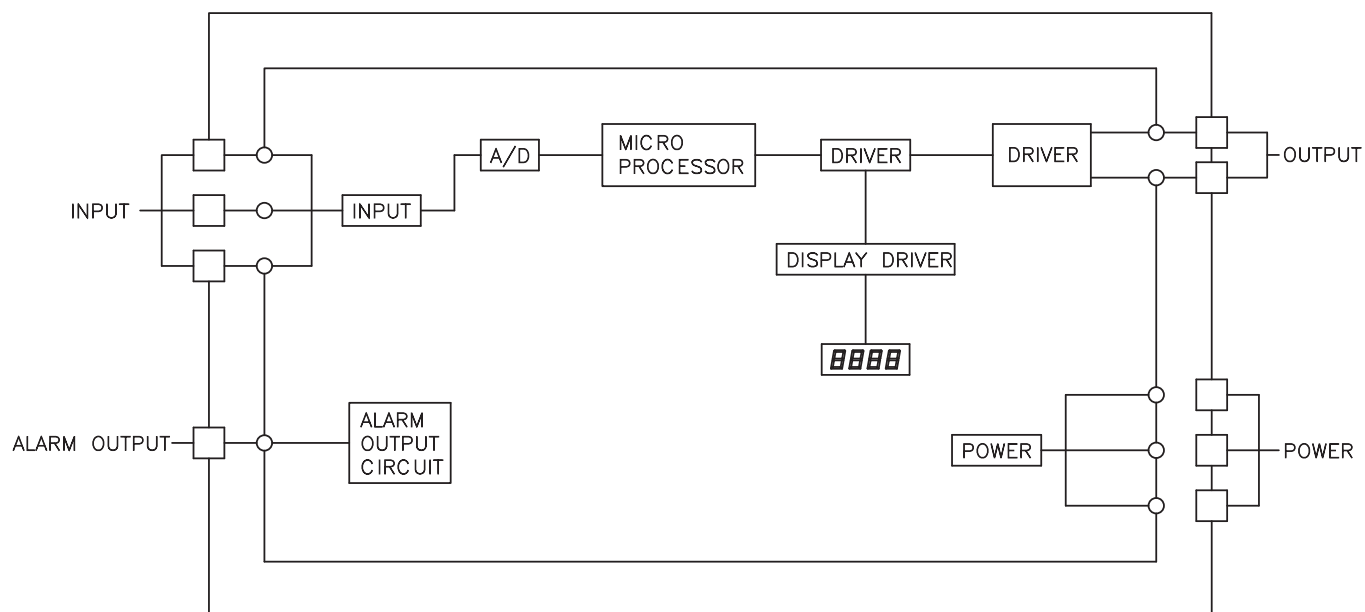
Descriptions

The GL-2L panel mounting digital indicator is designed to accept pressure or temperature transmitters and similar A wide range of application for industrial sensors providing current or voltage output signals. It is and commercial application where the an all new universal panel meter that handles all the visual reading of the field instruments common process display applications with simplicity, and monitoring reliability, accuracy and ease. The meter's universal power supply allows it to be powered 110 AC or 220 AC, and it can also be powered from 24V DC as an option.

Specification

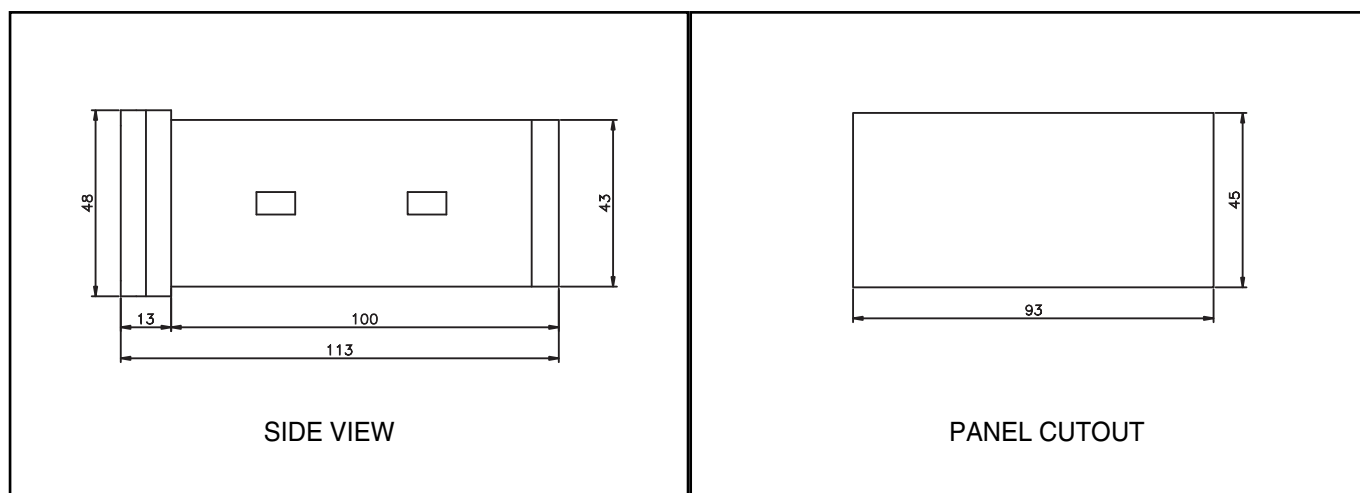
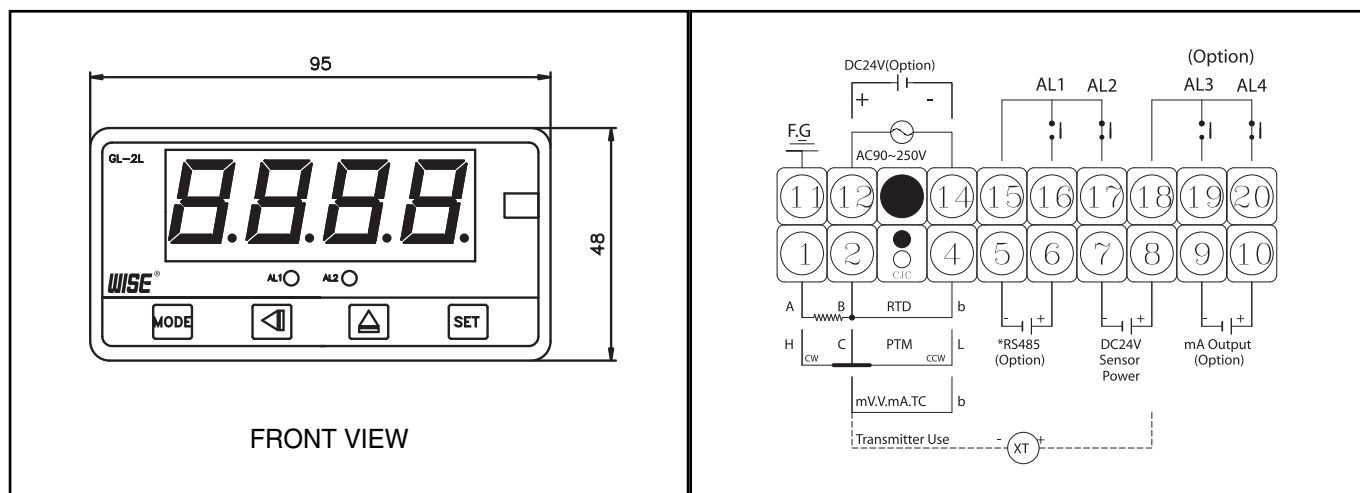
Input	
Thermocouple	K, J, E, T, R, B, C, S, N
RTD	PT100, JIS PT100
Current	4 ~20mA DC
Voltage	1~5V DC
	Unamplified mV/V or other input signals available on request
Output	
Alarm contacts	2 alarm contacts
	4 alarm contacts optional
Current	4~20mA , DC optional
	Load resistance : 0~600 Ω
	Impedance : greater than 5 Ω
Display	Principle : 7-segment red FND
	Range : 4 digit -1999~9999
	RS-485
Performance Specification	
Accuracy	$\pm 0.2\%$ full scale resolution
Scanning time	0.2 sec. For Current and Voltage input.
	0.4 sec. For Thermocouple and RTD input.
Power supply	50 or 60Hz, 110/220V AC or 24V DC(Optional)
Voltage fluctuation	$\pm 10\%$
Data backup	EEPROM
Ambient operating temperature	-10 ~ 60°C, 10 ~ 90% RH
Storage temperature range	-20 ~ 70°C, 5 ~ 95% RH
Temperature coefficient	0.02% / °C
Insulation resistance	100M Ω with 500V DC
Scaling adjustment	Menu driven, Zero & span fully adjustable -1999 to 9999
Physical Specification	
Wiring	Screw terminals : max. 2.5mm ²
Dimension	48(H) x 96(W) x 113(D) mm
Panel cutout	93 x 45mm
Mounting	DIN 4896 panel cutout required, 2 panel mounting brackets
	& gasket provide
Weight	Approx. 500 Including all extras
Options	
	Analog output 4~20mA DC
	4 alarm contacts
	Other options available on request

Circuit Diagram



Circuit Diagram

Electrical connection



Ordering Information

Panel Mounting Digital Indicator

GL-2L				Digital indicator	
	M			Multi inputs	
		A		Power supply	AC 110V~220V
		D			DC 24V
			N	Alarm output	None
			A		H/L 2 points
			B		HH/H/LL/L 4 points
			N	None	
			C	Retransmission output (4~20mA DC)	
			R	RS-485 Serial Communication	
		X	Other signal available on request		

GL-2L	M	A	A	N	Sample ordering code
-------	---	---	---	---	----------------------

Specifications subject to change without notice